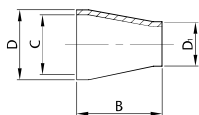




RIDUZIONE CONC. SR.  
WG. CONC. REDUCER  
RÉDUCTION CONC. SR.  
REDUCCIÓN CONC. SR.

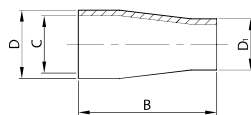
169 L



DN	B	C	D	D <sub>1</sub>	gr
18/12	38,0	15,5	18,0	12,0	30
22/12	38,0	19,5	22,0	12,0	40
22/18	38,0	19,5	22,0	18,0	40
28/12	38,0	25,0	28,0	12,0	50
28/18	38,0	25,0	28,0	18,0	50
28/22	38,0	25,0	28,0	22,0	50
34/28	67,0	31,0	34,0	28,0	60
40/28	67,0	37,0	40,0	28,0	60
40/34	67,0	37,0	40,0	34,0	60
52/28	67,0	49,0	52,0	28,0	100
52/34	67,0	49,0	52,0	34,0	100
52/40	67,0	49,0	52,0	40,0	110
70/40	67,0	66,0	70,0	40,0	120
70/52	67,0	66,0	70,0	52,0	160
85/40	88,0	81,0	85,0	40,0	180
85/52	67,0	81,0	85,0	52,0	190
85/70	67,0	81,0	85,0	70,0	240
101/52	105,0	97,6	101,6	52,0	300
101/70	72,0	97,6	101,6	70,0	290
101/85	67,0	97,6	101,6	85,0	280
104/52	107,0	100,0	104,0	52,0	300
104/70	72,0	100,0	104,0	70,0	290
104/85	67,0	100,0	104,0	85,0	280

RIDUZIONE CONC. EL.  
CONC. REDUCER PE.  
RÉDUCTION CONC. BL.  
REDUCCIÓN CONC. EL.

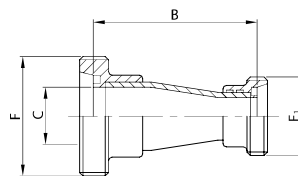
170 L



DN	B	C	D	D <sub>1</sub>	gr
18/12	67,0	15,5	18,0	12,0	30
22/12	67,0	19,5	22,0	12,0	40
22/18	67,0	19,5	22,0	18,0	40
28/12	67,0	25,0	28,0	12,0	50
28/18	67,0	25,0	28,0	18,0	50
28/22	67,0	25,0	28,0	22,0	50
34/12	67,0	31,0	34,0	12,0	80
34/18	67,0	31,0	34,0	18,0	80
34/22	98,0	31,0	34,0	22,0	90
34/28	88,0	31,0	34,0	28,0	90
40/12	67,0	37,0	40,0	12,0	100
40/18	67,0	37,0	40,0	18,0	110
40/22	105,0	37,0	40,0	22,0	110
40/28	98,0	37,0	40,0	28,0	120
40/34	88,0	37,0	40,0	34,0	120
52/28	134,0	49,0	52,0	28,0	155
52/34	105,0	49,0	52,0	34,0	210
52/40	98,0	49,0	52,0	40,0	180
70/34	120,0	66,0	70,0	34,0	220
70/40	120,0	66,0	70,0	40,0	220
70/52	105,0	66,0	70,0	52,0	270
85/40	147,0	81,0	85,0	40,0	440
85/52	125,0	81,0	85,0	52,0	430
85/70	105,0	81,0	85,0	70,0	500
101/52	155,0	97,6	101,6	52,0	560
101/70	127,0	97,6	101,6	70,0	550
101/85	120,0	97,6	101,6	85,0	550
104/52	165,0	100,0	104,0	52,0	530
104/70	127,0	100,0	104,0	70,0	525
104/85	120,0	100,0	104,0	85,0	550

RID. CONC. BF./BF. MT.  
CONC. RED. MP./MP. ED.  
RÉD. CONC. PF./PF. DN.  
RED. CONC. M./M. MD.

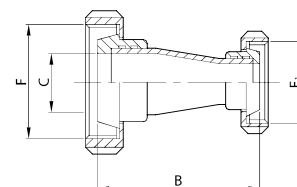
171 D



DN	B	C	F	F <sub>1</sub>	gr
32/25	94,0	31,0	58-6	52-6	390
40/25	115,0	37,0	65-6	52-6	460
40/32	101,0	37,0	65-6	58-6	500
50/25	128,0	49,0	78-6	52-6	570
50/32	142,0	49,0	78-6	58-6	660
50/40	125,0	49,0	78-6	65-6	670
65/40	130,0	66,0	95-6	65-6	810
65/50	148,0	66,0	95-6	78-6	930
80/65	136,0	81,0	110-4	95-6	1.410
100/80	138,0	97,6	130-4	110-4	2.150
104/80	138,0	100,0	130-4	110-4	2.150

RID. CONC. BC.G./BC.G. MT.  
CONC. RED. TP.N./TP.N. ED.  
RÉD. CONC. PC.E./PC.E. DN.  
RED. CONC. C. T./C. T. MD.

172 D



DN	B	C	F	F <sub>1</sub>	gr
32/25	94,0	31,0	58-6	52-6	635
40/25	115,0	37,0	65-6	52-6	740
40/32	101,0	37,0	65-6	58-6	795
50/25	128,0	49,0	78-6	52-6	920
50/32	142,0	49,0	78-6	58-6	1.030
50/40	125,0	49,0	78-6	65-6	1.075
65/40	130,0	66,0	95-6	65-6	1.430
65/50	148,0	66,0	95-6	78-6	1.545
80/65	136,0	81,0	110-4	95-6	2.415
100/80	138,0	97,6	130-4	110-4	3.470
104/80	138,0	100,0	130-4	110-4	3.470